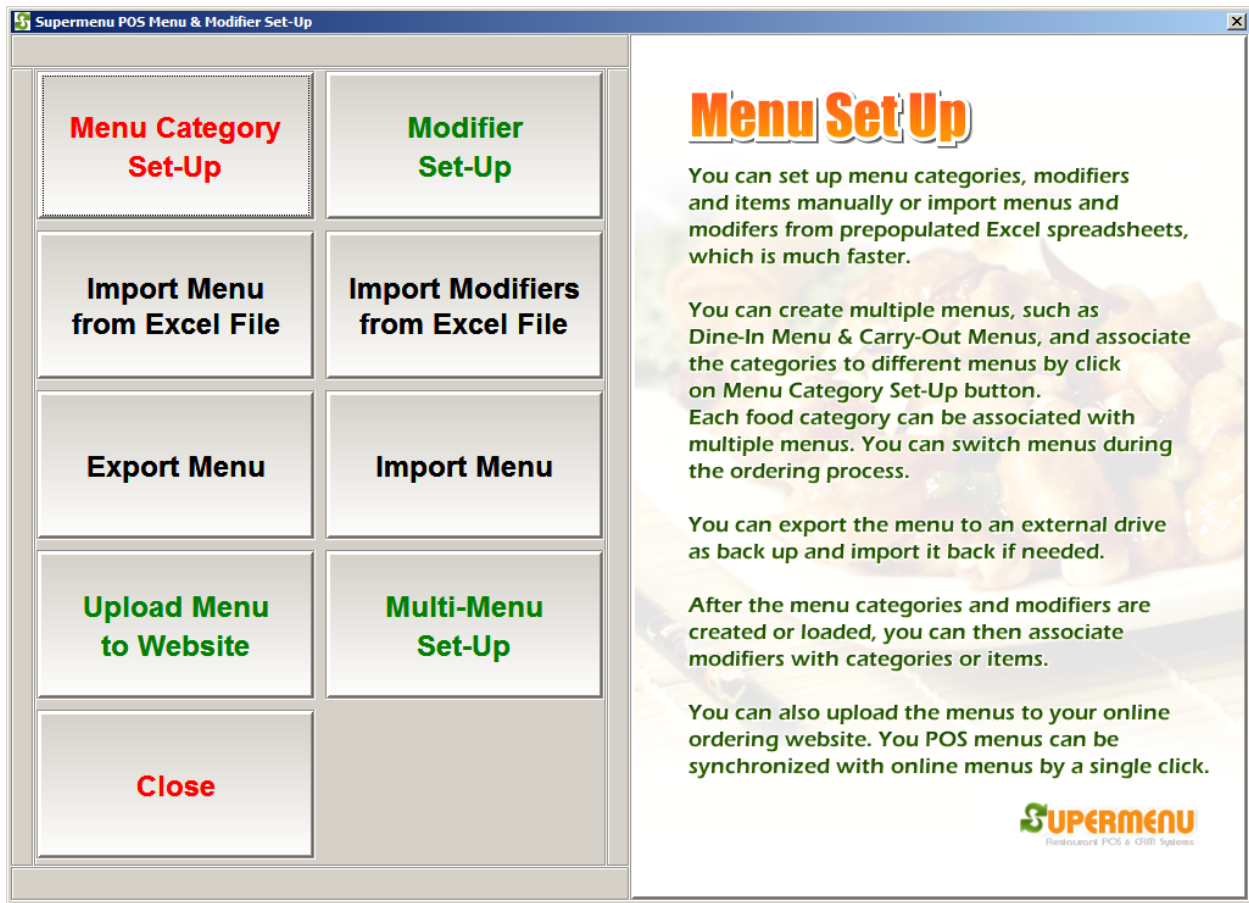


Modifier Set Up

Before you set up modifier for food items, you need to first to set up modifier groups. The modifier groups are the groups of modifiers like toppings, meat temperature, tastes, sauce, bread, crust, etc.

After the modifier groups are set up, you can then associate the modifier groups with food categories or food items. For example, the pizza category can have modifier groups like toppings, choice of crust, choice of sauce, etc.

The following is the screen for setting up modifier groups: To get to the screen, go to Menu Set Up, then Modifier set up



You simply enter the name of the modifier group on the left. Everything will be saved automatically when you type. There is a dropdown to the right that specifies the order of the modifier group that will be displayed in the screen.

Menu Set Up

You can set up menu categories, modifiers and items manually or import menus and modifiers from prepopulated Excel spreadsheets, which is much faster.

You can create multiple menus, such as Dine-In Menu & Carry-Out Menus, and associate the categories to different menus by click on Menu Category Set-Up button. Each food category can be associated with multiple menus. You can switch menus during the ordering process.

You can export the menu to an external drive as back up and import it back if needed.

After the menu categories and modifiers are created or loaded, you can then associate modifiers with categories or items.

You can also upload the menus to your online ordering website. You POS menus can be synchronized with online menus by a single click.

SUPERMENU
Restaurant POS & CRM Systems

After the modifier group is created, you can click on the button "Modifier Items" to add modifier items to the modifier group. For example, you can add sausage, green pepper, mushrooms to the modifier group of Toppings on the following screen:

Menu Set Up -> Modifier Set Up -> Modifier Items for Modifier Group - Toppings

Close All Hide Help Show Help

Number of Sizes: 3

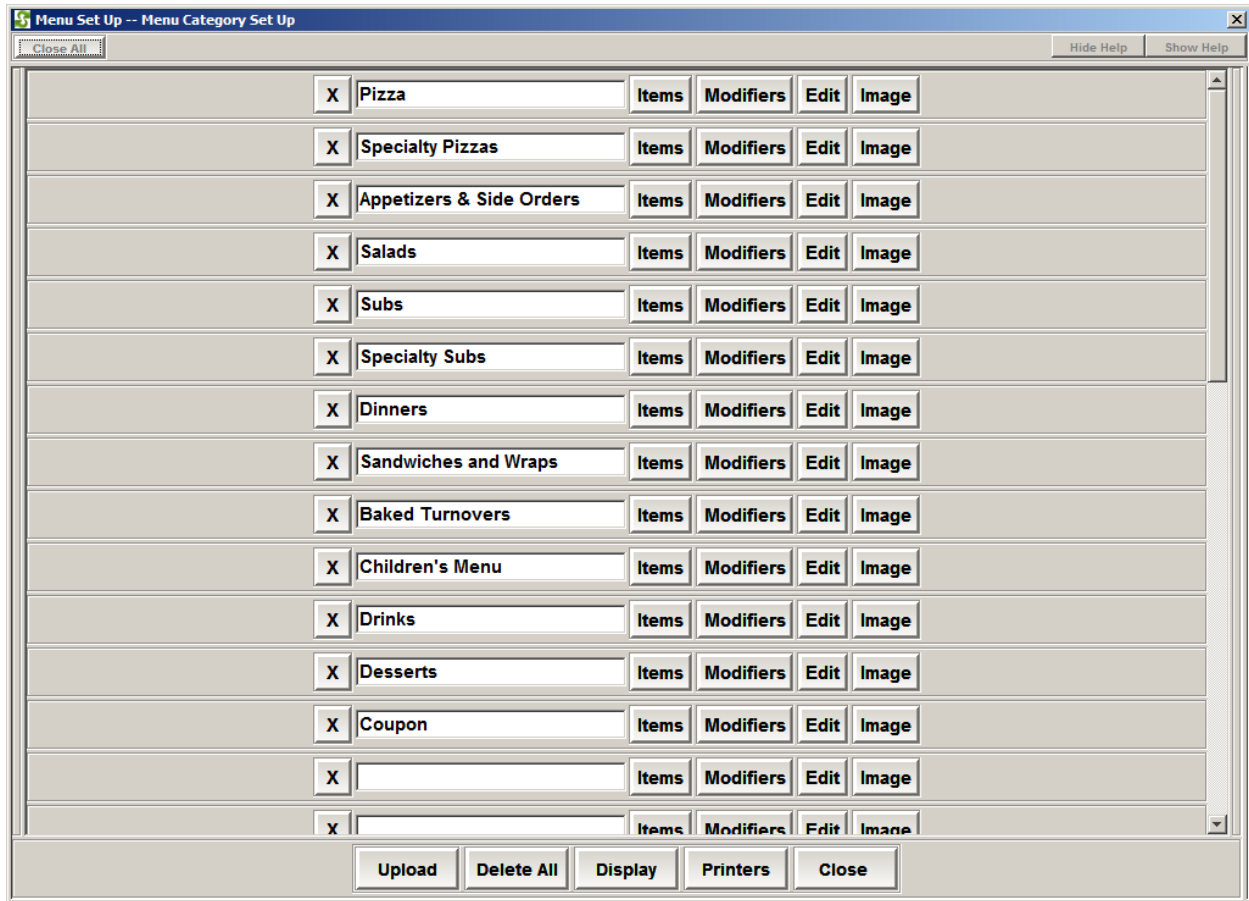
X	Name of Modifier Item	Price	Price 1	1 Half	Price 2	2 Half	Price 3	3 Half	Abbreviation	Web	Ask Price?
X	Pepperoni	1.25	1.25	1.25	1.35	1.35	1.45	1.45		<input checked="" type="checkbox"/>	<input type="checkbox"/>
X	Ham	1.25	1.25	1.25	1.35	1.35	1.45	1.45		<input checked="" type="checkbox"/>	<input type="checkbox"/>
X	Fresh Sliced Tomatoes	1.25	1.25	1.25	1.35	1.35	1.45	1.45		<input checked="" type="checkbox"/>	<input type="checkbox"/>
X	Green Olives	1.25	1.25	1.25	1.35	1.35	1.45	1.45		<input checked="" type="checkbox"/>	<input type="checkbox"/>
X	Italian Sausage	1.25	1.25	1.25	1.35	1.35	1.45	1.45		<input checked="" type="checkbox"/>	<input type="checkbox"/>
X	Ground Beef	1.25	1.25	1.25	1.35	1.35	1.45	1.45		<input checked="" type="checkbox"/>	<input type="checkbox"/>
X	Hot Peppers	1.25	1.25	1.25	1.35	1.35	1.45	1.45		<input checked="" type="checkbox"/>	<input type="checkbox"/>
X	Double Cheese	1.25	1.25	1.25	1.35	1.35	1.45	1.45		<input checked="" type="checkbox"/>	<input type="checkbox"/>
X	Italian Salami	1.25	1.25	1.25	1.35	1.35	1.45	1.45		<input checked="" type="checkbox"/>	<input type="checkbox"/>
X	Bacon	1.25	1.25	1.25	1.35	1.35	1.45	1.45		<input checked="" type="checkbox"/>	<input type="checkbox"/>
X	Anchovies	1.25	1.25	1.25	1.35	1.35	1.45	1.45		<input checked="" type="checkbox"/>	<input type="checkbox"/>
X	Pineapple	1.25	1.25	1.25	1.35	1.35	1.45	1.45		<input checked="" type="checkbox"/>	<input type="checkbox"/>
X	Broccoli	1.25	1.25	1.25	1.35	1.35	1.45	1.45		<input checked="" type="checkbox"/>	<input type="checkbox"/>
X	Spinach	1.25	1.25	1.25	1.35	1.35	1.45	1.45		<input checked="" type="checkbox"/>	<input type="checkbox"/>
X	Onions	1.25	1.25	1.25	1.35	1.35	1.45	1.45		<input checked="" type="checkbox"/>	<input type="checkbox"/>
X	Mushrooms	1.25	1.25	1.25	1.35	1.35	1.45	1.45		<input checked="" type="checkbox"/>	<input type="checkbox"/>
X	Feta Cheese	1.25	1.25	1.25	1.35	1.35	1.45	1.45		<input checked="" type="checkbox"/>	<input type="checkbox"/>
X	Garlic	1.25	1.25	1.25	1.35	1.35	1.45	1.45		<input checked="" type="checkbox"/>	<input type="checkbox"/>

Display Update All Close

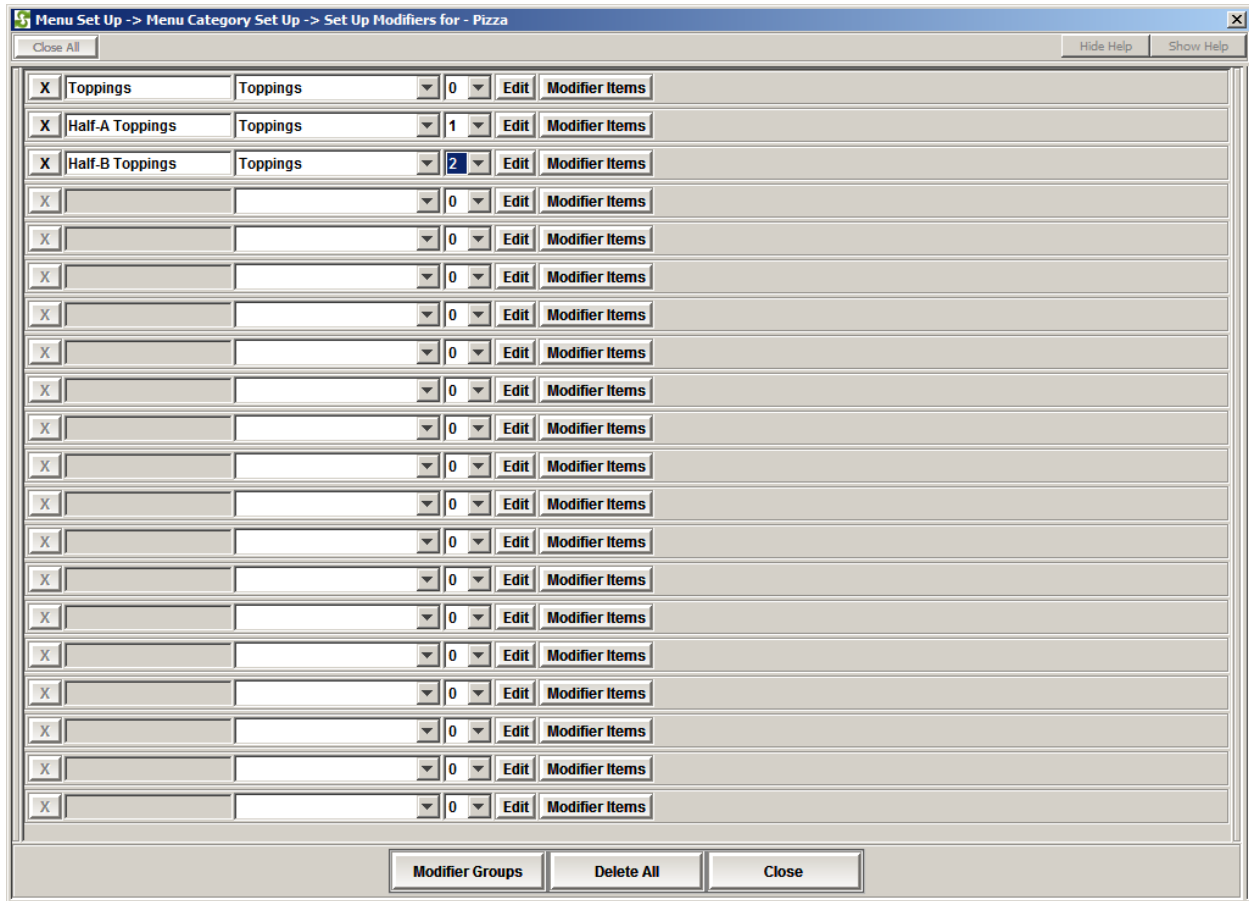
On the screen above, you can enter the name of the modifier items on the left, and the prices of the modifiers on the right. You can also specify the number of sizes for the modifier. For example, toppings may have up to 6 sizes for different sizes of pizzas.

After the Modifier Groups are set up, you can add Modifiers to Categories and Items.

For example, if you want to add toppings to the pizza category, click on the Modifiers button next to the Pizza on the category set up screen:



Then select the Topping from the drop down, and enter the name for the modifiers, such as Toppings, Half-A Toppings, Half-B Toppings, etc.



The modifiers associated with a category will be applied to all items under the category. If you want to add specific modifiers to a particular item under a category, first go to the click on Items button next to the category to show the items, then click on the modifiers button to show the screen for adding modifiers for the item like below:

For example, if you want to add wing sauce to the wings under the appetizer category, click on modifiers next to the Wings:

Menu Set Up -> Menu Category Set Up -> Category - Appetizers & Side Orders							
Item	Price	Modifiers	Edit	Image	Inventory	Special Prices	
X Sausage Roll w/Marinara Sauce	4.5		Modifiers	Edit	Image	Inventory	Special Prices
X Bread Sticks w/Marinara Sauce	4.25		Modifiers	Edit	Image	Inventory	Special Prices
X Assorted Lays Potato Chips	99		Modifiers	Edit	Image	Inventory	Special Prices
X Broccoli and Cheese Bites	6.49		Modifiers	Edit	Image	Inventory	Special Prices
X Buffalo Wings w/Blue Cheese	6.99		Modifiers	Edit	Image	Inventory	Special Prices
X Cheese Fries w/Bacon Bits	4.5		Modifiers	Edit	Image	Inventory	Special Prices
X Fried Calamari	8.95		Modifiers	Edit	Image	Inventory	Special Prices
X Fried Mushrooms	6.49		Modifiers	Edit	Image	Inventory	Special Prices
X Fried Ravioli	5.99		Modifiers	Edit	Image	Inventory	Special Prices
X Fried Zucchini	6.49		Modifiers	Edit	Image	Inventory	Special Prices
X Garlic Knots	3		Modifiers	Edit	Image	Inventory	Special Prices
X Hummus and Veggie Platter	5.99		Modifiers	Edit	Image	Inventory	Special Prices
X Jalapeno Poppers	6.49		Modifiers	Edit	Image	Inventory	Special Prices
X Mozzarella Sticks w/Marinara Sauce	6.49		Modifiers	Edit	Image	Inventory	Special Prices
X Onion Rings	2.95		Modifiers	Edit	Image	Inventory	Special Prices
X Wings	10		Modifiers	Edit	Image	Inventory	Special Prices
X			Modifiers	Edit	Image	Inventory	Special Prices
X			Modifiers	Edit	Image	Inventory	Special Prices
X			Modifiers	Edit	Image	Inventory	Special Prices
X			Modifiers	Edit	Image	Inventory	Special Prices

Then select sauces in the drop down:

Menu Set Up -> Menu Category Set Up -> Food Menu Item Set Up -> Modifiers for - Wings

Close All Hide Help Show Help

X	Sauces	Sauces	0	Edit	Modifier Items	Display
X			0	Edit	Modifier Items	Display
X			0	Edit	Modifier Items	Display
X			0	Edit	Modifier Items	Display
X			0	Edit	Modifier Items	Display
X			0	Edit	Modifier Items	Display
X			0	Edit	Modifier Items	Display
X			0	Edit	Modifier Items	Display
X			0	Edit	Modifier Items	Display
X			0	Edit	Modifier Items	Display
X			0	Edit	Modifier Items	Display
X			0	Edit	Modifier Items	Display
X			0	Edit	Modifier Items	Display
X			0	Edit	Modifier Items	Display
X			0	Edit	Modifier Items	Display
X			0	Edit	Modifier Items	Display

Delete All Modifier Groups Close